

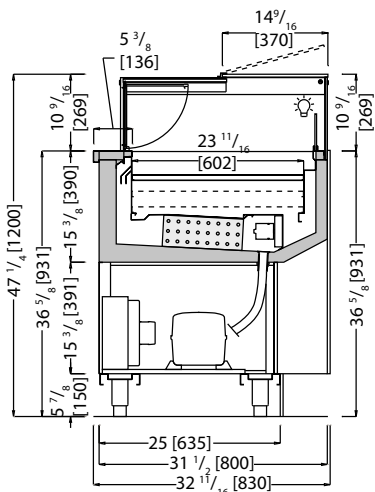


## Ventilated Refrigerated Showcase.

Innovative patented glass structure | heated glass sides | sliding glass top on operator side with soft closing system and folding glass opening with magnetic clamps | glass top on customer side with upward opening | front and side LED light fixture | bright aluminum profiles | tank insulated with ecological polyurethane and covered with stainless steel | ventilated refrigeration with capillary system (thermostatic valve for external motor) | electronic control unit and digital temperature reader flush with the surface | display trays and perimetric shelf in polished steel | worktop in polished steel | supporting frame in galvanized steel with height-adjustable stainless steel feet | technical compartment and open compartment in polished stainless steel

39.2°F / 42.8°F



























Technical

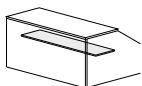
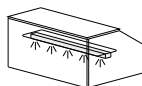
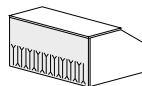
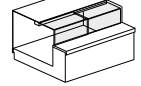

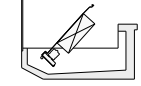
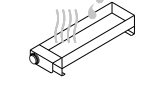




-  **Ventilated**
-  **Automatic**
-  **R290 ECO Friendly**
-  **N. 4 / RH 55% max 75 °F**
-  **Hermetic**
-  **120 V / 1 Ph / 60 Hz**
-  **Led no-spot 3000°K**
-  **39.2 / 42.8°F**

**Data Sheet** \*Measurements are subject to revisions/updates, please refer to manufacturer's drawings at order confirmation  \*Crate weight only

Model Code	Dimensions L x D x H Inches	Weight Lbs	Max Pwr. Consumption W / A	Avg Operating Consumption KW/h	Cooling Power/Expansion BTU / °F	GAS Type
 <b>F83G1RV090I (+PANELS)</b>	35 7/16 x 32 11/16 x 47 1/4  42 1/2 x 39 3/4 x 58 11/16	<b>254</b>  176	<b>565 / 3.5</b>	<b>0.3</b>	<b>1399 / 14</b>	<b>R290</b>
 <b>F83G1RV100I (+PANELS)</b>	39 3/8 x 32 11/16 x 47 1/4  46 7/16 x 39 3/4 x 58 11/16	<b>254</b>  198	<b>565 / 3.5</b>	<b>0.3</b>	<b>1399 / 14</b>	<b>R290</b>
 <b>F83G1RV130I (+PANELS)</b>	51 3/16 x 32 11/16 x 47 1/4  58 1/4 x 39 3/4 x 58 11/16	<b>331</b>  243	<b>700 / 4.0</b>	<b>0.35</b>	<b>1877 / 14</b>	<b>R290</b>
 <b>F83G1RV150I (+PANELS)</b>	59 1/16 x 32 11/16 x 47 1/4  66 1/8 x 39 3/4 x 58 11/16	<b>331</b>  287	<b>700 / 4.0</b>	<b>0.35</b>	<b>1877 / 14</b>	<b>R290</b>
 <b>F83G1RV170I (+PANELS)</b>	66 15/16 x 32 11/16 x 47 1/4  74 x 39 3/4 x 58 11/16	<b>397</b>  331	<b>885 / 4.5</b>	<b>0.45</b>	<b>2252 / 14</b>	<b>R290</b>
 <b>F83G1RV200I (+PANELS)</b>	78 3/4 x 32 11/16 x 47 1/4  85 13/16 x 39 3/4 x 58 11/16	<b>419</b>  375	<b>910 / 4.5</b>	<b>0.55</b>	<b>2627 / 14</b>	<b>R290</b>
 <b>F83G1RV210I (+PANELS)</b>	82 11/16 x 32 11/16 x 47 1/4  89 3/4 x 39 3/4 x 58 11/16	<b>419</b>  386	<b>910 / 4.5</b>	<b>0.55</b>	<b>2627 / 14</b>	<b>R290</b>

**Optionals:**

-   
**CIV65-68**  
Stationary shelf option
-   
**CIV96**  
LED lighting for shelf
-   
**VRG01**  
Heated front
-   
**SCORTF01-03**  
L-shaped doors
-   
**CIV72**  
Chocolate
-   
**SRVASS01**  
Lift-up
-   
**CIT16**  
Condensation water pan
-   
**CIM08**  
Kit wheels
-   
**II Tube**  
**WHITE**  
SAN01  
White system